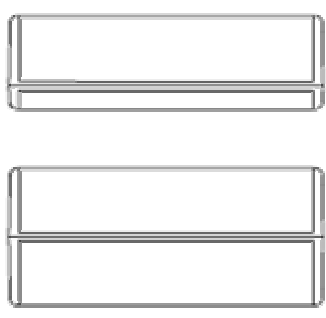


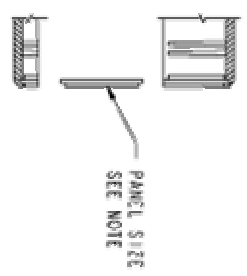
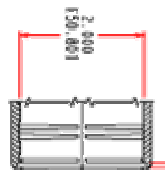
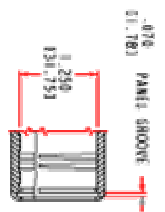
LH55-130

LH55-200



SECTION B-B

SECTION B-B

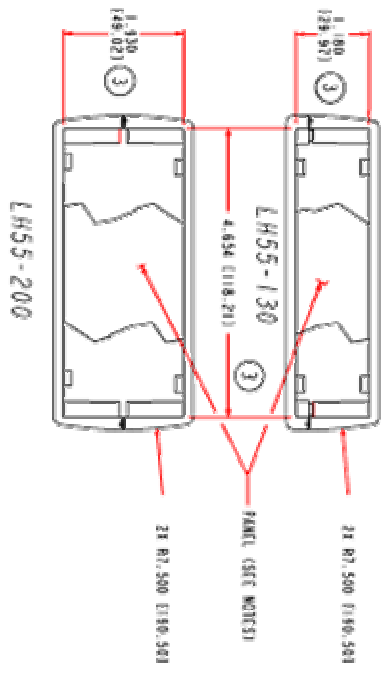


NOTES:

- PANEL SIZE: (FRONT AND REAR)
- LH55-130 1,300E,005 (33,20±0,13) H X 4,750E,005 (120,65±0,13) W
- X .062E,005 (1,57±0,13) THK., IN PANEL GROOVE AREA,
- LH55-200 2,050E,005 (53,25±0,13) H X 4,750E,005 (120,65±0,13) W
- X .062E,005 (1,57±0,13) THK., IN PANEL GROOVE AREA.

- ① EXTERIOR INSERT AREA, FOR IN MOLD MODIFICATION, TYPICAL ON TOP AND BOTTOM COVERS.
- ② INTERIOR INSERT AREA, FOR IN MOLD MODIFICATION, TYPICAL ON TOP AND BOTTOM COVERS.
- ③ USABLE PANEL AREA.

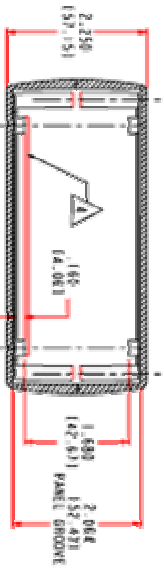
△ P.C. CARD (120,65) L X 4,000 (101,60) W .062E,005 (1,57±0,13) THK.
 △ P.C. CARD 4,750 (120,65) L X 4,700 (120,65) W .062E,005 (1,57±0,13) THK.



LH55-200

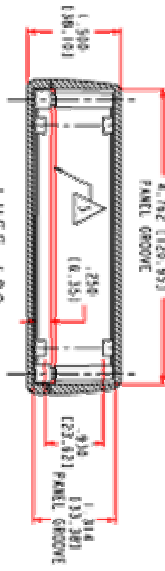
SECTION A-A

LH55-200



SECTION A-A

LH55-130



LH55-130 & LH55-200

WWW-PACTECHCENTROSURFES.COM
 1-610-361-4231