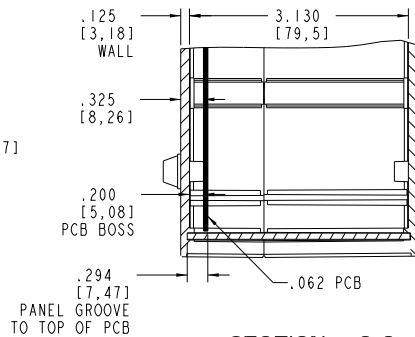
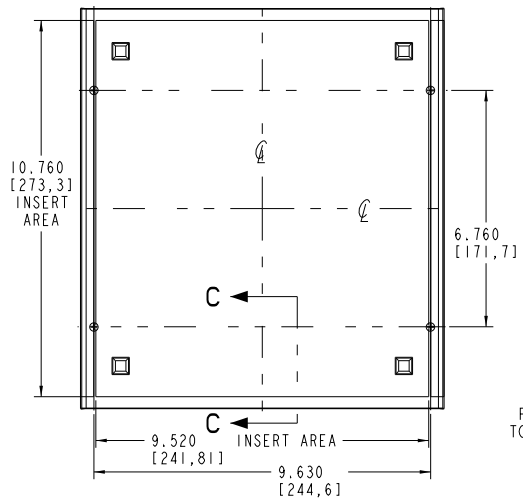
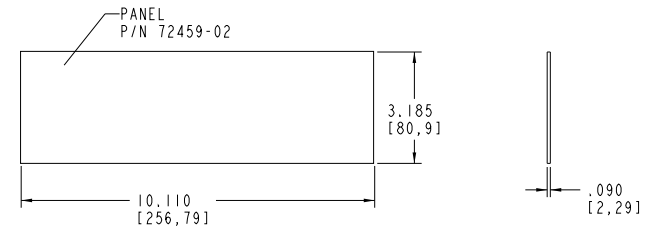


SECTION A-A

SECTION B-B



SECTION C-C
SCALE 1.200



PACINTEC®
1-610-361-4200

DM-3

VISIT **PACINTEC®**
ON THE WORLD WIDE WEB
www.pactecenclosures.com

COLOR / MATERIAL CODE	
COLOR	94HB 94VO
BLACK	000 028
P.C.BONE	039 060

DRAWING NUMBER	REV
78901	A